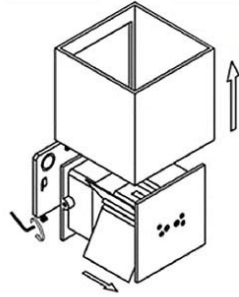

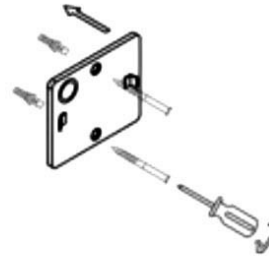


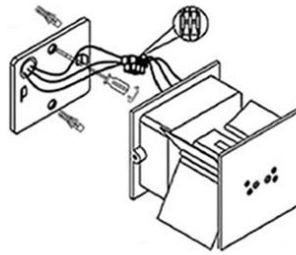
# Installation Method



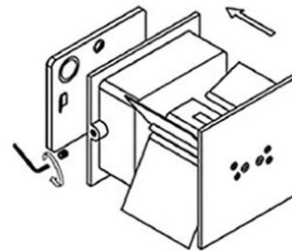
1. Loosen the screws and take out the board.



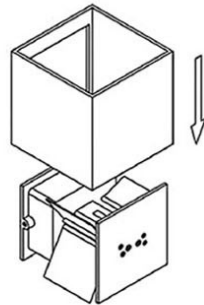
2. Fix the board on the wall with screws.



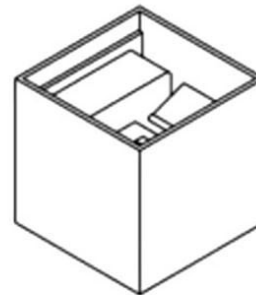
3. Connect the line.



4. Tighten the screws of the fixing device.



5. Close the cover.



6. Complete.