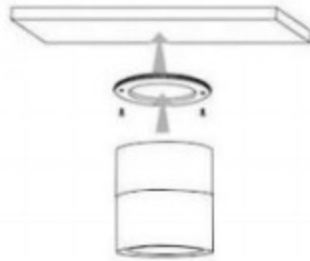


Easy To Install

1



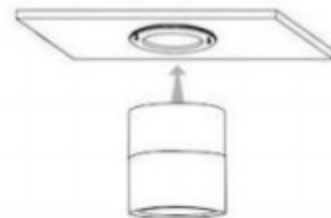
1. Rotate the bottom of the lamp holder and remove the base

2



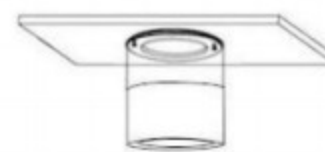
2. Open a wire hole and fix the base to the ceiling

3



3. Connect the drive to the power cord

4



4. Fix the lamp body on the base and the installation is successful