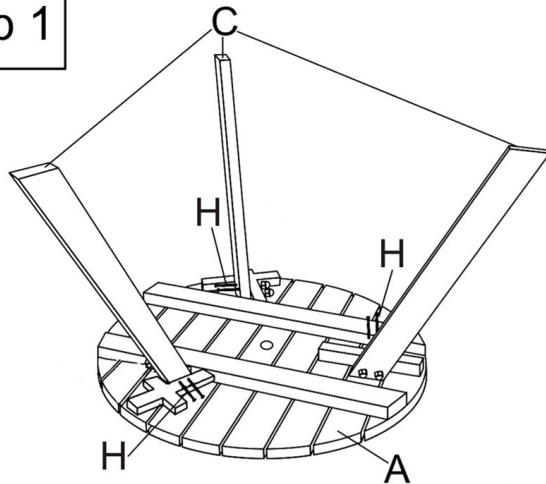


■How to assemble

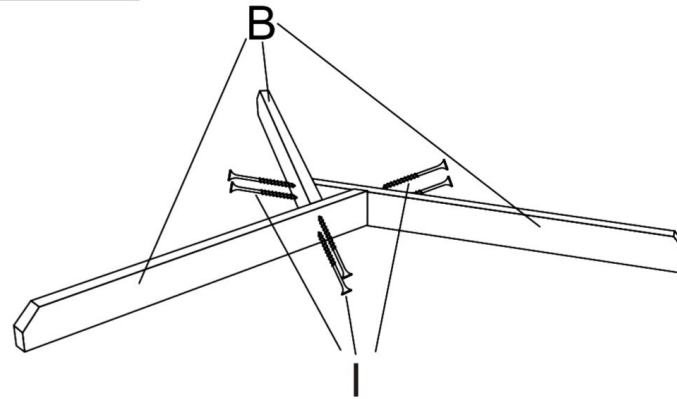
Step 1



Fix three table legs C to the table top A by using 6 sets of bolt, washer and nut H, reference the drawing.

H=6PCS

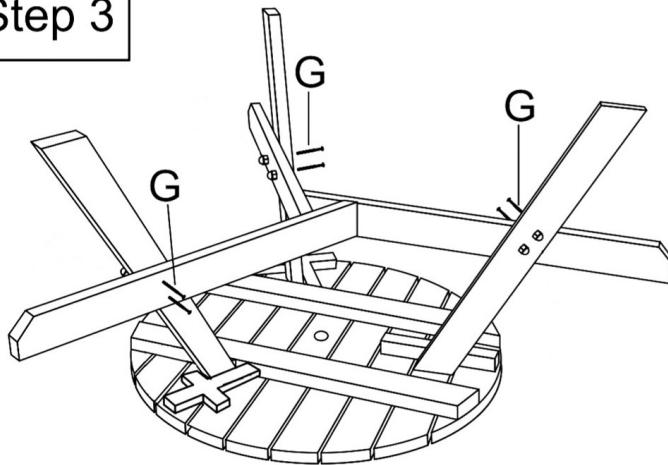
Step 2



Fix three cross bars B by using 6PCS screws I .

I=6PCS

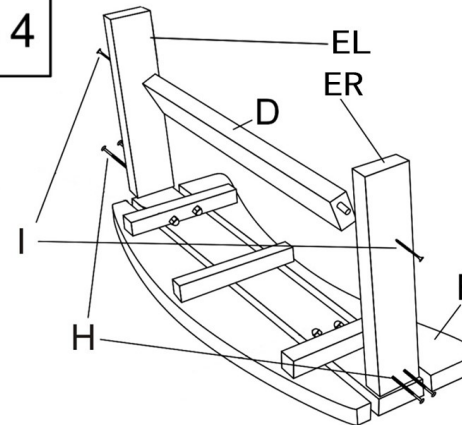
Step 3



Fix the finished frame in the second step to the table legs , by using 6sets of bolt , washer , nut and cap G, reference the drawing.

G=6PCS

Step 4




Fix the left and right leg EL and ER to the seat board F by using 2PCS screws I and 4sets of bolt, washer and nut H, reference the drawing. Finish the three seat by the same way.

I=6PCS

H=12PCS

Step 5



Step 6

